

**TREASURER'S REPORT**

City of Upland - Successor Agency - Public Financing Authority

**For Period Ended  
December 31, 2025**

Investment Portfolio	Cost	Par Value	Market Value	% of Portfolio
State Local Agency Investment Fund	16,832,502	16,832,502	17,020,428	12.43%
California Asset Management Plan	1,470,833	1,470,833	1,470,833	1.08%
Negotiable Certificates of Deposit	16,843,975	16,847,000	16,951,402	12.39%
Money Market Fund	667,217	667,217	667,217	0.49%
Municipal Bonds	5,372,687	5,640,000	5,494,294	4.01%
Government Agency Securities	83,977,536	85,027,307	84,706,504	61.88%
Corporate Bonds	8,022,790	8,000,000	8,059,905	5.89%
US Treasury	2,432,150	2,500,000	2,504,560	1.83%
<b>Total Investments</b>	<b>\$ 135,619,689</b>	<b>\$ 136,984,859</b>	<b>\$ 136,875,144</b>	<b>100.00%</b>

<b>Weighted Average Days to Maturity</b>	1,105.98
<b>Blended Yield:</b>	4.31%

Cash	Cost	Market Value
Bank Accounts and Change Funds	4,794,222	4,794,222
<b>Total Cash</b>	<b>\$ 4,794,222</b>	<b>\$ 4,794,222</b>


<b>Total Cash and Investments</b>	<b>\$ 140,413,911</b>	<b>\$ 141,669,366</b>
-----------------------------------	-----------------------	-----------------------

PARS Investment Portfolio	Cost	Market Value
115 Trust-OPEB Investment	2,030,909	2,933,650
115 Trust-Pension Investment	9,954,922	12,061,266
<b>Total Restricted Funds Held in Trust</b>	<b>\$ 11,985,831</b>	<b>\$ 14,994,916</b>


Benchmarks:	
LAIF	4.03%
CAMP	3.90%
2yr U.S. Treasury	3.47%
5yr U.S. Treasury	3.73%

Restricted Funds with Fiscal Agent	Book Value	Market Value
Water Revenue Bonds 2022	15,503,159	15,503,159
Water System Lease Revenue Refunding Bonds 2021	197	197
Successor Agency TARBS 2013/2016-Merged Project	3	3
Colonies CFD Area #1 2022	274,130	274,130
Colonies CFD Area #2 2015	1,328,435	1,328,435
Upland 54 CFD 2004	126,586	126,586
Sycamore Hills CFD 2015-1	737,157	737,157
Harvest at Upland CFD 2016-1 Area #1	577,579	577,579
Harvest at Upland CFD 2016-1 Area #2	2,171,751	2,171,751
Enclave at Upland CFD 2022-1	499,901	499,901
Sycamore Hills CFD 2015-1-2 STB 2022A	762,984	762,984
<b>Total Restricted Funds</b>	<b>\$ 21,981,882</b>	<b>\$ 21,981,882</b>

1. I hereby certify that the investments are in compliance with the investment policy adopted by the City Council in June 9, 2025.
2. The City has the ability to meet its budgeted expenditures for the next six months.
3. The market values for funds held in banking institutions do not change. The amounts listed as market values for these items are the same as their book values.
4. The book value for the State Pool is the withdrawal value provided by the State Treasurer. The market value of funds held by the State Treasurer equates to the City's pro-rata share of the market value of the entire State Pool.
5. Sources for current market valuation are Account Statements and the Wall Street Journal GNMA Mortgage rates on the last trading day of the month.
6. This report meets the requirements of Government Code Section 53646.

Signed by:  
  
 Assistant City Manager (Finance Director)

1/20/2026 | 11:56 AM PST  
 Date

DocuSigned by:  
  
 City Treasurer

1/20/2026 | 12:00 PM PST  
 Date

**TREASURER'S REPORT**

City of Upland - Successor Agency - Public Financing Authority

**State Local Agency Investment Fund**

**For Period Ended  
December 31, 2025**

Fund or Account		Account Balance	
City of Upland	98-36-942	<u>16,832,502</u>	<b>Market Value</b>
<b>Totals</b>		<b><u>\$ 16,832,502</u></b>	<b><u>\$ 17,020,428</u></b>
<b>Yield for Period Ended</b>	<b>12/31/2025</b>	<b><u>4.03%</u></b>	

**TREASURER'S REPORT**  
 City of Upland - Successor Agency - Public Financing Authority  
**California Asset Management Plan**

**For Period Ended  
 December 31, 2025**

Fund or Account		Account Balance	
City of Upland	6113-001	<u>1,470,833</u>	<b>Market Value</b>
	<b>Totals</b>	<b><u>\$ 1,470,833</u></b>	<b><u>\$ 1,470,833</u></b>
<b>Yield for Period Ended</b>	<b>12/31/2025</b>	<u><u>3.90%</u></u>	

**TREASURER'S REPORT**

City of Upland - Successor Agency - Public Financing Authority

**US Bank Investments**

**For Period Ended  
December 31, 2025**

Investment Name	CUSIP	Cost	Par Value	Market Value	Current Yield	Book Yield	Maturity Date
<b>Negotiable Certificates of Deposit</b>							
A+ FCU CD	00224TAN6	250,000	250,000	250,288	4.69%	4.70%	2/17/2026
American Equity Bank CD	02568KAJ4	250,000	250,000	246,970	0.71%	0.70%	5/27/2026
American Exp CD	02589AEZ1	250,000	250,000	255,323	4.50%	4.60%	9/13/2028
Bank Hapoalim CD	06251A6Z8	244,000	244,000	250,122	4.49%	4.50%	5/21/2029
BankUnited NA CD	066519RW1	249,000	249,000	243,915	1.38%	1.35%	12/8/2026
Baxter CU CD	07181JAY0	250,000	250,000	252,390	4.46%	4.50%	1/25/2027
Bom Bk CD	09776DAW4	249,000	249,000	251,131	4.07%	4.10%	6/26/2028
CFG Community Bank CD	12527CNN8	243,775	245,000	244,968	4.00%	4.11%	11/14/2030
Capital One NA CD	14042RQN4	250,000	250,000	244,640	1.28%	1.25%	12/8/2026
Celtic Bank CD	15118RX51	245,340	249,000	249,072	4.00%	4.40%	6/20/2029
City FCU Tax CD	17783PAJ0	249,000	249,000	250,170	3.93%	3.95%	1/12/2029
City National Bank CD	178180GU3	250,000	250,000	250,043	4.35%	4.35%	1/12/2026
Civic Federal CU	178808AB7	249,000	249,000	251,194	4.06%	4.10%	10/23/2028
Clearpath FCU CD	18507MAB7	250,000	250,000	250,200	5.10%	5.10%	4/27/2026
Communitywide FCU CD	20416TAX0	250,000	250,000	250,005	4.70%	4.70%	1/6/2026
Connex CU CD	208212BD1	250,000	250,000	250,825	5.38%	5.40%	3/18/2026
Connexus CU CD	20825WDV9	249,000	249,000	250,297	3.98%	4.00%	7/14/2027
Continental Bank CD	211163MG2	250,000	250,000	245,198	0.61%	0.60%	8/24/2026
Cornerstone CD	21923MAB7	249,000	249,000	247,974	3.72%	3.70%	10/11/2029
Credit Union of Texas CD	22551KBL5	245,000	245,000	245,039	3.70%	3.70%	10/22/2027
New Jersey Ewing CU	22552BAE1	249,000	249,000	250,671	4.02%	4.05%	1/18/2028
Customers Bank CD	23204HPB8	250,000	250,000	254,378	4.42%	4.50%	6/14/2028
Discover Bank CD	254676AR0	250,000	250,000	255,778	4.54%	4.65%	9/18/2028
Dort FCU CD	25844MBC1	250,000	250,000	251,505	4.92%	4.95%	6/22/2026
Empower FCU CD	291916AE4	250,000	250,000	253,733	5.37%	5.45%	10/23/2026
Essential CU CD	29669XAP3	250,000	250,000	253,745	4.63%	4.70%	6/15/2027
Fahey Banking Co CD	303117DG7	250,000	250,000	250,938	3.89%	3.90%	1/12/2028
First Foundation Bank CD	32026U5U6	244,000	244,000	250,124	4.49%	4.60%	5/22/2029
First Guaranty Bank CD	320437BD7	245,000	245,000	245,211	4.05%	4.05%	11/14/2030
FirstBank of Nebraska CD	32116PAR9	248,000	248,000	243,176	0.61%	0.60%	8/27/2026
First Technology FCU CD	33715LEB2	249,000	249,000	248,970	3.65%	3.65%	8/5/2027
Generations Bank C D	37149CAV9	250,000	250,000	248,263	3.12%	3.10%	5/6/2027
Gesa CU CD	37424PAH7	250,000	250,000	252,365	5.20%	5.25%	7/31/2026
Global FCU CD	37892MAM6	248,000	248,000	249,488	4.97%	5.00%	6/16/2026
Great Midwest CD	39083PDQ2	249,000	249,000	254,461	4.40%	4.50%	4/27/2029
Gulf Cap Bank CD	40219MAY0	248,000	248,000	248,543	3.84%	3.85%	9/27/2028
Holyoke CU CD	43666MAD8	249,000	249,000	248,507	3.96%	3.95%	11/5/2030
Iriquois Fed CD	46355PDQ8	249,000	249,000	253,270	4.62%	4.70%	9/17/2027
Jeanne D Arc CD	472207AK5	249,000	249,000	252,999	4.33%	4.40%	7/31/2028
Malaga Bank CD	56102ABK1	250,000	250,000	244,060	0.87%	0.85%	11/19/2026
Medallion Bank CD	58404DXY2	249,000	249,000	251,109	4.07%	4.10%	6/30/2028
Milestone Bk CD	59934MAK4	244,000	244,000	245,928	4.37%	4.40%	12/15/2026
Morgan Stanley Bk CD	61690DRE0	244,000	244,000	250,510	4.53%	4.65%	5/22/2029
Morgan Stanley Private Bk CD	61768E4B6	244,000	244,000	250,510	4.53%	4.65%	5/22/2029
NBC Bancorp Inc CD	633398AA0	248,000	248,000	250,192	4.81%	4.85%	9/14/2026
Oklahoma Educators CU CD	67885MAL4	249,000	249,000	249,072	3.70%	3.70%	10/25/2027
Optum Bank Draper CD	68405VAU3	244,000	244,000	248,085	4.62%	4.70%	9/13/2027
People's Bank CD	710275AH1	250,000	250,000	251,153	4.03%	4.05%	1/12/2027
Popular Bank CD	73317ABL5	250,000	250,000	250,015	4.10%	4.10%	1/8/2026
Preferred CU CD	74043RAA2	250,000	250,000	255,485	4.89%	5.00%	9/15/2027
RIA FCU CD	749622BX3	249,000	249,000	250,531	3.98%	4.00%	10/13/2028
Red Crown Fed CD	756558AB8	200,000	200,000	202,800	5.33%	5.40%	10/13/2026

**TREASURER'S REPORT**

City of Upland - Successor Agency - Public Financing Authority

**US Bank Investments**

**For Period Ended  
December 31, 2025**

Investment Name	CUSIP	Cost	Par Value	Market Value	Current Yield	Book Yield	Maturity Date
Sallie Mae CD	795451EE9	245,000	245,000	245,191	3.90%	3.90%	12/10/2030
Solarity CU CD	83418NAG6	248,000	248,000	249,627	5.02%	5.05%	6/23/2026
Southern First CD	84287PJB9	244,000	244,000	251,415	4.71%	4.85%	10/17/2028
Southwest Fin FCU CD	84485EAN7	249,000	249,000	250,536	3.98%	4.00%	8/14/2028
State Employees CD	85678LAA3	249,000	249,000	252,949	4.73%	4.80%	5/24/2027
Texas Exchange Bank CD	88241TMG2	249,000	249,000	243,838	1.17%	1.15%	11/13/2026
Toyota Financial Savings Bank CD	89235MLE9	249,860	248,000	244,216	0.96%	0.80%	7/29/2026
True Sky Credit CD	89786MAH7	250,000	250,000	253,678	4.43%	4.50%	11/30/2027
TTCU Federal CU CD	89854LAD5	250,000	250,000	257,645	4.85%	5.00%	7/26/2028
Tucson FCU CD	898812AC6	250,000	250,000	257,913	4.85%	5.00%	9/8/2028
USAlliance FCU CD	90352RCD5	100,000	100,000	99,806	1.38%	1.38%	1/28/2026
USAlliance FCU CD	90352RDL6	149,000	149,000	153,339	4.57%	4.70%	6/28/2029
UBS Bank CD	90355GD29	249,000	249,000	247,551	3.77%	3.75%	12/10/2030
Union Bank CD	90520VAX1	250,000	250,000	248,250	0.60%	0.60%	3/19/2026
Utah First CD	91739JAJ4	249,000	249,000	254,834	4.45%	4.55%	4/30/2029
Valley Natl Bk CD	919853QY0	245,000	245,000	246,450	3.98%	4.00%	7/24/2028
Vibrant CU CD	92559TAL2	248,000	248,000	248,828	5.33%	5.35%	3/20/2026

**Negotiable Certificates of Deposit Subtotal**    \$ 16,843,975    \$ 16,847,000    \$ 16,951,402

**Cash and Equivalents (Money Market Fund)**

First American Govt OB Fund-Y	31846V203	667,217	667,217	667,217	3.38%	3.38%	
-------------------------------	-----------	---------	---------	---------	-------	-------	--

**Money Market Fund Subtotal**    \$ 667,217    \$ 667,217    \$ 667,217

**Municipal Bond Fund**

Burbank Glendale, CA	120827EJ5	2,029,661	1,990,000	2,070,754	4.97%	4.72%	7/1/2029
Corona, CA	21969AAH5	924,000	1,000,000	941,860	2.17%	3.87%	5/1/2029
Riverside, CA	769036BR4	944,250	1,000,000	963,430	2.93%	4.16%	6/1/2029
San Bernardino, CA	796720PB0	250,000	250,000	246,420	1.11%	1.10%	8/1/2026
University of California, CA	91412HGG2	1,224,776	1,400,000	1,271,830	1.78%	4.42%	5/15/2030

**Municipal Bond Fund Subtotal**    \$ 5,372,687    \$ 5,640,000    \$ 5,494,294

**Government Securities**

Federal Home Ln Bks DEB	3130ARKL4	591,600	600,000	605,178	4.21%	4.59%	4/21/2027
Federal Home Ln Bks DEB	3130AWBZ2	998,300	1,000,000	1,008,940	4.09%	4.17%	6/11/2027
Federal Home Ln Bks DEB	3130AWTR1	1,991,760	2,000,000	2,042,780	4.28%	4.47%	9/8/2028
Fed Home Ln Mort Corp #WN1356	3132XFQJ0	1,481,250	1,500,000	1,515,270	4.40%	5.06%	4/1/2029
Fed Home Ln Mort Corp #WN1476	3132XFUA4	987,813	1,000,000	998,860	4.34%	4.94%	10/1/2029
Fed Home Ln Mort Corp #WN1510	3132XFVC9	1,484,063	1,500,000	1,494,945	4.15%	4.64%	1/1/2030
Federal Home Ln Corp #WN1516	3132XFVJ4	985,000	1,000,000	997,000	4.15%	4.91%	1/1/2030
Fed Home Ln Mort Corp #WN1530	3132XFVY1	1,481,719	1,500,000	1,496,595	4.14%	4.73%	1/1/2030
Fed Home Ln Mort Corp #WN1542	3132XFWC8	2,302,059	2,310,000	2,323,144	4.43%	4.52%	2/1/2030
Fed Home Ln Mort Corp #WN1543	3132XFWD6	2,293,531	2,300,000	2,317,112	4.51%	4.57%	3/1/2030
Fed Home Ln Mort Corp #WN1555	3132XFWR5	1,694,875	1,700,000	1,701,904	4.25%	4.30%	4/1/2030
Fed Home Ln Mort Corp Gold #WN1602	3132XF86	343,922	345,000	341,436	4.07%	4.09%	8/1/2030

**TREASURER'S REPORT**

City of Upland - Successor Agency - Public Financing Authority

**US Bank Investments**

**For Period Ended  
December 31, 2025**

Investment Name	CUSIP	Cost	Par Value	Market Value	Current Yield	Book Yield	Maturity Date
Fed Home Ln Mort Corp #WN1572	3132XFA1	3,982,500	4,000,000	3,982,920	4.15%	4.26%	5/1/2030
Fed Home Ln Mort Corp Gold #WN1617	3132XFYP7	1,497,656	1,500,000	1,487,025	4.12%	4.17%	7/1/2030
Fed Home Ln Mort Corp Gold #WN1646	3132XFZL5	995,938	1,000,000	988,480	3.95%	4.14%	7/1/2030
Fed Home Ln Mort Corp #WN2560	3132XGZ25	994,688	1,000,000	1,010,240	4.96%	5.17%	1/1/2029
Fed Home Ln Mort Corp Gold #WN5017	3132XKSF5	1,123,242	1,125,000	1,127,813	4.33%	4.29%	7/1/2029
Fed Home Ln Mort Corp #WN5034F	3132XKSY4	2,012,500	2,000,000	1,996,740	4.28%	3.77%	7/1/2029
Fed Home Ln Mort Corp #WN5163	3132XKWZ6	2,659,953	2,675,000	2,668,500	4.30%	4.49%	10/1/2029
Fed Home Ln Mort Corp Gold #WB5243	3132XKZH3	2,649,922	2,675,000	2,663,685	4.15%	4.56%	4/1/2030
Fed Home Ln Mort Corp Gold #WN5249	3132XKZP5	997,813	1,000,000	998,100	4.24%	4.23%	4/1/2030
Federal Farm Credit Bks DEB	3133EPN50	998,000	1,000,000	1,021,900	4.16%	4.29%	12/15/2028
Fed Natl Mortgage Assoc #BL3660	3140HVB60	1,838,048	1,948,246	1,867,101	2.83%	4.20%	8/1/2029
Fed Natl Mortgage Assoc #BL3884	3140HVJ62	515,281	550,000	524,211	2.74%	4.28%	9/1/2029
Fed Natl Mortgage Assoc #BL4193	3140HVUT9	471,563	500,000	476,945	2.84%	4.21%	9/1/2029
Fed Natl Mortgage Assoc #BL4815	3140HWK50	955,364	998,421	953,512	2.80%	3.79%	11/1/2029
Fed Natl Mortgage Assoc #BS1416	3140LBSE4	594,825	660,000	623,152	1.15%	4.63%	3/1/2028
Fed Natl Mortgage Assoc #BS4790	3140LFKC7	2,908,547	3,150,000	2,996,060	2.22%	4.88%	3/1/2029
Fed Natl Mortgage Assoc #BS5506	3140LGLD3	772,922	825,000	800,704	3.19%	5.41%	6/1/2029
Fed Natl Mortgage Assoc #BS5552	3140LGE24	1,995,544	2,130,000	2,079,839	3.42%	5.67%	5/1/2029
Fed Natl Mortgage Assoc #BS6109	3140LGYF3	4,340,455	4,343,000	4,324,542	4.00%	4.00%	7/1/2029
Fed Natl Mortgage Assoc #BS6624	3140LHLE8	993,276	997,640	989,899	3.85%	3.97%	10/1/2029
Fed Natl Mortgage Assoc #BZ0815	3140NU3Z0	1,499,063	1,500,000	1,527,885	4.56%	4.68%	4/1/2029
Fed Natl Mortgage Assoc #BZ1806	3140NWAG0	1,463,438	1,500,000	1,503,930	4.03%	5.23%	9/1/2029
Fed Natl Mortgage Assoc #BZ1969A	3140NWFK6	689,719	700,000	699,608	4.01%	4.72%	10/1/2029
Fed Natl Mortgage Assoc #BZ1993	3140NWGB5	743,906	750,000	751,860	4.06%	4.46%	11/1/2029
Fed Natl Mortgage Assoc #BA2127A	3140NWLH6	1,473,750	1,500,000	1,501,335	4.19%	5.04%	10/1/2029
Fed Natl Mortgage Assoc #BZ2336	3140NWS22	1,491,563	1,500,000	1,522,590	4.41%	4.75%	11/1/2029
Fed Natl Mortgage Assoc #BZ2399	3140NWUZ6	492,656	500,000	505,190	4.24%	4.99%	11/1/2029
Fed Natl Mortgage Assoc #BZ2524	3140NWYW9	1,492,969	1,500,000	1,522,110	4.71%	5.01%	12/1/2029
Fed Natl Mortgage Assoc #BZ2748	3140NXBS1	494,688	500,000	505,825	4.30%	4.87%	1/1/2030
Fed Natl Mortgage Assoc #BZ2776	3140NXCN1	997,500	1,000,000	1,021,170	4.52%	4.74%	1/1/2030
Fed Natl Mortgage Assoc #BZ3455	3140NXZV8	1,496,719	1,500,000	1,511,490	4.21%	4.34%	4/1/2030
Fed Natl Mortgage Assoc #BZ4436	3140NY4W8	498,438	500,000	498,180	4.02%	4.15%	8/1/2030
Fed Natl Mortgage Assoc #BZ4021	3140NYPF2	3,487,500	3,500,000	3,521,700	4.22%	4.42%	6/1/2030
Fed Natl Mort Assoc #BZ0458	3140NYQL8	2,281,430	2,285,000	2,290,758	4.14%	4.22%	6/1/2030
Fed Natl Mort Assoc #BA4276	3140NYXE6	995,625	1,000,000	1,003,110	4.23%	4.45%	7/1/2030
Fed Natl Mortgage Assoc #BZ5346	3140Q05G3	4,025,000	4,000,000	3,989,440	4.13%	3.82%	10/1/2030
Fed Natl Mortgage Assoc #BZ4505	3140Q0AF9	4,491,563	4,500,000	4,495,590	4.13%	4.21%	8/1/2030
Fed Natl Mortgage Assoc #BZ5496	3140Q1DA5	1,995,625	2,000,000	1,986,760	4.02%	4.09%	12/1/2030
Fed Natl Mortgage Assoc #BZ5552	3140Q1E22	998,555	1,000,000	995,430	4.14%	4.19%	11/1/2030
Fed Natl Mortgage Assoc #BZ5528	3140Q1EA4	995,313	1,000,000	987,980	3.96%	4.13%	12/1/2030
Fed Natl Mortgage Assoc #BZ5619	3140Q1G53	1,012,988	1,020,000	1,005,128	3.88%	4.15%	11/1/2030

**Government Securities Subtotal**    \$ 83,977,536    \$ 85,027,307    \$ 84,706,504

**Corporate Bonds**

Citibank	17325FBK3	513,250	500,000	511,630	4.73%	4.24%	8/6/2029
John Deere Capital Med Term Nt	24422EYF0	1,009,540	1,000,000	1,010,530	4.33%	4.16%	10/15/2030
JP Morgan Chase Med Term Nt	48130C6R1	2,000,000	2,000,000	1,995,900	4.06%	4.05%	10/29/2030
Royal Bank CDA Med Term	78014RZE3	2,000,000	2,000,000	2,027,220	4.69%	4.75%	03/14/2030
US Bancorp Med Trm Nt	91159XDW2	1,500,000	1,500,000	1,512,075	4.46%	4.50%	09/10/2030
Wells Fargo Bk Med Trm Nt	95004HAF5	1,000,000	1,000,000	1,002,550	4.44%	4.45%	08/04/2030

**Corporate Bonds Subtotal**    \$ 8,022,790    \$ 8,000,000    \$ 8,059,905

**TREASURER'S REPORT**

City of Upland - Successor Agency - Public Financing Authority

**US Bank Investments**

**For Period Ended  
December 31, 2025**

Investment Name	CUSIP	Cost	Par Value	Market Value	Current Yield	Book Yield	Maturity Date
<b>US Treasury</b>							
US Treasury Note 2.625%	9128286B1	464,450	500,000	486,170	2.70%	4.25%	2/15/2029
US Treasury Note 3.750%	91282CJR3	978,600	1,000,000	1,005,660	3.73%	4.25%	12/31/2028
US Treasury Note 4.000%	91282CJW2	989,100	1,000,000	1,012,730	3.95%	4.25%	1/31/2029
<b>US Treasury Subtotal</b>		<b>\$ 2,432,150</b>	<b>\$ 2,500,000</b>	<b>\$ 2,504,560</b>			
					<i>Weighted</i>	<i>Weighted</i>	
					<i>Avg. Yield</i>	<i>Avg. Yield</i>	
<b>Total Portfolio</b>		<b>\$ 117,316,354</b>	<b>\$ 118,681,523</b>	<b>\$ 118,383,882</b>	<b>3.99%</b>	<b>4.35%</b>	

**TREASURER'S REPORT**

City of Upland - Successor Agency - Public Financing Authority

**Investment Portfolio**

**For Period Ended  
December 31, 2025**

<b>December 31, 2025</b>	<b>Market Value</b>	<b>Availability</b>	<b>No. of Days Until Maturity</b>	<b>Weight</b>	<b>Days to Maturity Weighted Avg</b>	<b>Total by Maturity</b>
Petty Cash	32,898	12/31/2025	0	0.0%	-	
Checking Account	4,475,606	1/1/2026	1	3.2%	0.03	
Utility & Credit Cards Account	173,850	1/1/2026	1	0.1%	-	
Successor Agency	111,869	1/1/2026	1	0.1%	-	
<b>Total Bank Accounts</b>	<b>4,794,222</b>					4,794,222
<b>State Local Agency Investment Fund</b>	<b>17,020,428</b>	1/1/2026	1	12.0%	0.12	17,020,428
<b>California Asset Management Plan</b>	<b>1,470,833</b>	12/31/2025	0	1.0%	-	1,470,833
First American Govt OB Fund-Y	667,217	1/1/2026	1	0.5%	0.00	
<b>Money Market Accounts</b>	<b>667,217</b>					667,217
City National Bank CD	250,043	1/12/2026	12	0.2%	0.02	
Communitywide FCU CD	250,005	1/6/2026	6	0.2%	0.01	
Popular Bank CD	250,015	1/8/2026	8	0.2%	0.01	
USAlliance FCU CD	99,806	1/28/2026	28	0.1%	0.02	
<b>Negotiable Certificates of Deposit</b>	<b>849,869</b>					849,869
						<b>\$ 24,802,569</b> 1 - 30 days
A+ FCU CD	250,288	2/17/2026	48	0.2%	0.08	
<b>Negotiable Certificates of Deposit</b>	<b>250,288</b>					250,288
						<b>\$ 250,288</b> 31 - 60 days
Clearpath FCU CD	250,200	4/27/2026	117	0.2%	0.21	
Connex CU CD	250,825	3/18/2026	77	0.2%	0.14	
Union Bank CD	248,250	3/19/2026	78	0.2%	0.14	
Vibrant CU CD	248,828	3/20/2026	79	0.2%	0.14	
<b>Negotiable Certificates of Deposit</b>	<b>998,103</b>					998,103
						<b>\$ 998,103</b> 61 - 120 days
American Equity Bank CD	246,970	5/27/2026	147	0.2%	0.26	
Dort FCU CD	251,505	6/22/2026	173	0.2%	0.31	
Global FCU CD	249,488	6/16/2026	167	0.2%	0.29	
Solarity CU CD	249,627	6/23/2026	174	0.2%	0.31	
<b>Negotiable Certificates of Deposit</b>	<b>997,590</b>					997,590
						<b>\$ 997,590</b> 121 - 180 days
BankUnited NA CD	243,915	12/8/2026	342	0.2%	0.59	
Capital One NA CD	244,640	12/8/2026	342	0.2%	0.59	
Continental Bank CD	245,198	8/24/2026	236	0.2%	0.41	
Empower FCU CD	253,733	10/23/2026	296	0.2%	0.53	
FirstBank of Nebraska CD	243,176	8/27/2026	239	0.2%	0.41	
Gesa CU CD	252,365	7/31/2026	212	0.2%	0.38	
Malaga Bank CD	244,060	11/19/2026	323	0.2%	0.56	
Milestone Bk CD	245,928	12/15/2026	349	0.2%	0.61	
NBC Bancorp Inc CD	250,192	9/14/2026	257	0.2%	0.45	
Red Crown Fed CD	202,800	10/13/2026	286	0.1%	0.41	
Texas Exchange Bank CD	243,838	11/13/2026	317	0.2%	0.55	
Toyota Financial Savings Bank CD	244,216	7/29/2026	210	0.2%	0.36	
<b>Negotiable Certificates of Deposit</b>	<b>2,914,060</b>					2,914,060
San Bernardino, CA	246,420	8/1/2026	213	0.2%	0.37	
<b>Municipal Bonds</b>	<b>246,420</b>					246,420
						<b>\$ 3,160,480</b> 181 - 1 year

**TREASURER'S REPORT**

City of Upland - Successor Agency - Public Financing Authority

**Investment Portfolio**

**For Period Ended  
December 31, 2025**

<b>December 31, 2025</b>	Market Value	Availability	No. of Days Until Maturity	Weight	Days to Maturity Weighted Avg	Total by Maturity
Federal Home Ln Bks DEB	605,178	4/21/2027	476	0.4%	2.03	
Federal Home Ln Bks DEB	1,008,940	6/11/2027	527	0.7%	3.75	
<b>Government Securities</b>	<b>1,614,118</b>					1,614,118
Baxter CU CD	252,390	1/25/2027	390	0.2%	0.69	
Connexus CU CD	250,297	7/14/2027	560	0.2%	0.99	
Credit Union of Texas CD	245,039	10/22/2027	660	0.2%	1.14	
Essential CU CD	253,745	6/15/2027	531	0.2%	0.95	
First Technology FCU CD	248,970	8/5/2027	582	0.2%	1.02	
Generations Bank C D	248,263	5/6/2027	491	0.2%	0.86	
Iriquois Fed CD	253,270	9/17/2027	625	0.2%	1.12	
Oklahoma Educators CU CD	249,072	10/25/2027	663	0.2%	1.17	
Optum Bank Draper CD	248,085	9/13/2027	621	0.2%	1.09	
People's Bank CD	251,153	1/12/2027	377	0.2%	0.67	
Preferred CU CD	255,485	9/15/2027	623	0.2%	1.12	
State Employees CD	252,949	5/24/2027	509	0.2%	0.91	
True Sky Credit CD	253,678	11/30/2027	699	0.2%	1.25	
<b>Negotiable Certificates of Deposit</b>	<b>3,262,395</b>					3,262,395
						<b>\$ 4,876,513</b>
						<b>1- 2 years</b>
Federal Home Ln Bks DEB	2,042,780	9/8/2028	982	1.4%	14.16	
Federal Farm Credit Bks DEB	1,021,900	12/15/2028	1080	0.7%	7.79	
Fed Natl Mortgage Assoc #BS1416	623,152	3/1/2028	791	0.4%	3.48	
<b>Government Securities</b>	<b>3,687,832</b>					3,687,832
American Exp CD	255,323	9/13/2028	987	0.2%	1.78	
Bom Bk CD	251,131	6/26/2028	908	0.2%	1.61	
Civic Federal CU	251,194	10/23/2028	1027	0.2%	1.82	
New Jersey Ewing CU	250,671	1/18/2028	748	0.2%	1.32	
Customers Bank CD	254,378	6/14/2028	896	0.2%	1.61	
Discover Bank CD	255,778	9/18/2028	992	0.2%	1.79	
Fahey Banking Co CD	250,938	1/12/2028	742	0.2%	1.31	
Gulf Cap Bank CD	248,543	9/27/2028	1001	0.2%	1.76	
Jeanne D Arc CD	252,999	7/31/2028	943	0.2%	1.68	
Medallion Bank CD	251,109	6/30/2028	912	0.2%	1.62	
RIA FCU CD	250,531	10/13/2028	1017	0.2%	1.80	
Southern First CD	251,415	10/17/2028	1021	0.2%	1.81	
Southwest Fin FCU CD	250,536	8/14/2028	957	0.2%	1.69	
TTCU Federal CU CD	257,645	7/26/2028	938	0.2%	1.71	
Tucson FCU CD	257,913	9/8/2028	982	0.2%	1.79	
Valley Natl Bk CD	246,450	7/24/2028	936	0.2%	1.63	
<b>Negotiable Certificates of Deposit</b>	<b>4,036,553</b>					4,036,553
						<b>\$ 7,724,385</b>
						<b>2- 3 years</b>
Fed Home Ln Mort Corp #WN1356	1,515,270	4/1/2029	1187	1.1%	12.70	
Fed Home Ln Mort Corp #WN1476	998,860	10/1/2029	1370	0.7%	9.66	
Fed Home Ln Mort Corp #WN2560	1,010,240	1/1/2029	1097	0.7%	7.82	
Fed Home Ln Mort Corp Gold #WN5017	1,127,813	7/1/2029	1278	0.8%	10.17	
Fed Home Ln Mort Corp #WN5034F	1,996,740	7/1/2029	1278	1.4%	18.01	
Fed Home Ln Mort Corp #WN5163	2,668,500	10/1/2029	1370	1.9%	25.81	
Fed Natl Mortgage Assoc #BL3660	1,867,101	8/1/2029	1309	1.3%	17.25	
Fed Natl Mortgage Assoc #BL3884	524,211	9/1/2029	1340	0.4%	4.96	
Fed Natl Mortgage Assoc #BL4193	476,945	9/1/2029	1340	0.3%	4.51	
Fed Natl Mortgage Assoc #BL4815	953,512	11/1/2029	1401	0.7%	9.43	
Fed Natl Mortgage Assoc #BS4790	2,996,060	3/1/2029	1156	2.1%	24.45	
Fed Natl Mortgage Assoc #BS5506	800,704	6/1/2029	1248	0.6%	7.05	
Fed Natl Mortgage Assoc #BS5552	2,079,839	5/1/2029	1217	1.5%	17.87	
Fed Natl Mortgage Assoc #BS6109	4,324,542	7/1/2029	1278	3.1%	39.01	
Fed Natl Mortgage Assoc #BS6624	989,899	10/1/2029	1370	0.7%	9.57	

**TREASURER'S REPORT**

City of Upland - Successor Agency - Public Financing Authority

**Investment Portfolio**

**For Period Ended  
December 31, 2025**

<b>December 31, 2025</b>	<b>Market Value</b>	<b>Availability</b>	<b>No. of Days Until Maturity</b>	<b>Weight</b>	<b>Days to Maturity Weighted Avg</b>	<b>Total by Maturity</b>
Fed Natl Mortgage Assoc #BZ0815	1,527,885	4/1/2029	1187	1.1%	12.80	
Fed Natl Mortgage Assoc #BZ1806	1,503,930	9/1/2029	1340	1.1%	14.23	
Fed Natl Mortgage Assoc #BZ1969A	699,608	10/1/2029	1370	0.5%	6.77	
Fed Natl Mortgage Assoc #BZ1993	751,860	11/1/2029	1401	0.5%	7.44	
Fed Natl Mortgage Assoc #BA2127A	1,501,335	10/1/2029	1370	1.1%	14.52	
Fed Natl Mortgage Assoc #BZ2336	1,522,590	11/1/2029	1401	1.1%	15.06	
Fed Natl Mortgage Assoc #BZ2399	505,190	11/1/2029	1401	0.4%	5.00	
Fed Natl Mortgage Assoc #BZ2524	1,522,110	12/1/2029	1431	1.1%	15.37	
<b>Government Securities</b>	<b>33,864,741</b>					<b>33,864,741</b>
Bank Hapoalim CD	250,122	5/21/2029	1237	0.2%	2.18	
Celtic Bank CD	249,072	6/20/2029	1267	0.2%	2.23	
City FCU Tax CD	250,170	1/12/2029	1108	0.2%	1.96	
Cornerstone CD	247,974	10/1/2029	1370	0.2%	2.40	
First Foundation Bank CD	250,124	5/22/2029	1238	0.2%	2.19	
Great Midwest CD	254,461	4/27/2029	1213	0.2%	2.18	
Morgan Stanley Bk CD	250,510	5/22/2029	1238	0.2%	2.19	
Morgan Stanley Private Bk CD	250,510	5/22/2029	1238	0.2%	2.19	
USAlliance FCU CD	153,339	6/28/2029	1275	0.1%	1.38	
Utah First CD	254,834	4/30/2029	1216	0.2%	2.19	
<b>Negotiable Certificates of Deposit</b>	<b>2,411,116</b>					<b>2,411,116</b>
Citibank	511,630	8/6/2029	1314	0.4%	4.75	
<b>Corporate Bonds</b>	<b>511,630</b>					<b>511,630</b>
US Treasury Note 2.625%	486,170	2/15/2029	1142	0.3%	3.92	
US Treasury Note 3.750%	1,005,660	12/31/2028	1096	0.7%	7.78	
US Treasury Note 4.000%	1,012,730	1/31/2029	1127	0.7%	8.06	
<b>US Treasury</b>	<b>2,504,560</b>					<b>2,504,560</b>
Burbank Glendale, CA	2,070,754	7/1/2029	1278	1.5%	18.68	
Corona, CA	941,860	5/1/2029	1217	0.7%	8.09	
Riverside, CA	963,430	6/1/2029	1248	0.7%	8.49	
<b>Municipal Bonds</b>	<b>3,976,044</b>					<b>3,976,044</b>
						<b>\$ 43,268,092</b>
						<b>3- 4 years</b>
Fed Home Ln Mort Corp #WN1510	1,494,945	1/1/2030	1462	1.1%	15.43	
Federal Home Ln Corp #WN1516	997,000	1/1/2030	1462	0.7%	10.29	
Fed Home Ln Mort Corp #WN1530	1,496,595	1/1/2030	1462	1.1%	15.44	
Fed Home Ln Mort Corp #WN1542	2,323,144	2/1/2030	1493	1.6%	24.48	
Fed Home Ln Mort Corp #WN1543	2,317,112	3/1/2030	1521	1.6%	24.88	
Fed Home Ln Mort Corp #WN1555	1,701,904	4/1/2030	1552	1.2%	18.64	
Fed Home Ln Mort Corp Gold #WN1602	341,436	8/1/2030	1674	0.2%	4.03	
Fed Home Ln Mort Corp #WN1572	3,982,920	5/1/2030	1582	2.8%	44.48	
Fed Home Ln Mort Corp Gold #WN1617	1,487,025	7/1/2030	1643	1.0%	17.25	
Fed Home Ln Mort Corp Gold #WN1646	988,480	7/1/2030	1643	0.7%	11.46	
Fed Home Ln Mort Corp Gold #WN5242	934,905	3/1/2030	1521	0.7%	10.04	
Fed Home Ln Mort Corp Gold #WB5243	2,663,685	4/1/2030	1552	1.9%	29.18	
Fed Home Ln Mort Corp Gold #WN5249	998,100	4/1/2030	1552	0.7%	10.93	
Fed Natl Mortgage Assoc #BZ2748	505,825	1/1/2030	1462	0.4%	5.22	
Fed Natl Mortgage Assoc #BZ2776	1,021,170	1/1/2030	1462	0.7%	10.54	
Fed Natl Mortgage Assoc #BZ3455	1,511,490	4/1/2030	1552	1.1%	16.56	
Fed Natl Mortgage Assoc #BZ4436	498,180	8/1/2030	1674	0.4%	5.89	
Fed Natl Mortgage Assoc #BZ4021	3,521,700	6/1/2030	1613	2.5%	40.10	
Fed Natl Mort Assoc #BZ0458	2,290,758	6/1/2030	1613	1.6%	26.08	
Fed Natl Mort Assoc #BA4276	1,003,110	7/1/2030	1643	0.7%	11.63	
Fed Natl Mortgage Assoc #BZ5346	3,989,440	10/1/2030	1735	2.8%	48.86	
Fed Natl Mortgage Assoc #BZ4505	4,495,590	8/1/2030	1674	3.2%	53.12	
Fed Natl Mortgage Assoc #BZ5496	1,986,760	12/1/2030	1796	1.4%	25.19	
Fed Natl Mortgage Assoc #BZ5552	995,430	11/1/2030	1766	0.7%	12.41	

**TREASURER'S REPORT**

City of Upland - Successor Agency - Public Financing Authority

**Investment Portfolio**

**For Period Ended  
December 31, 2025**

<b>December 31, 2025</b>	Market Value	Availability	No. of Days Until Maturity	Weight	Days to Maturity Weighted Avg	Total by Maturity
Fed Natl Mortgage Assoc #BZ5528	987,980	12/1/2030	1796	0.7%	12.53	
Fed Natl Mortgage Assoc #BZ5619	1,005,128	11/1/2030	1766	0.7%	12.53	
<b>Government Securities</b>	<b>45,539,813</b>					45,539,813
CFG Community Bank CD	244,968	11/14/2030	1779	0.2%	3.08	
First Guaranty Bank CD	245,211	11/14/2030	1779	0.2%	3.08	
Holyoke CU CD	248,507	11/5/2030	1770	0.2%	3.10	
Sallie Mae CD	245,191	12/10/2030	1805	0.2%	3.12	
UBS Bank CD	247,551	12/10/2030	1805	0.2%	3.15	
<b>Negotiable Certificates of Deposit</b>	<b>1,231,428</b>					1,231,428
John Deere Capital Med Term Nt	1,010,530	10/15/2030	1749	0.7%	12.48	
JP Morgan Chase Med Term Nt	1,995,900	10/29/2030	1763	1.4%	24.84	
Royal Bank CDA Med Term	2,027,220	3/14/2030	1534	1.4%	21.95	
US Bancorp Med Trm Nt	1,512,075	9/10/2030	1714	1.1%	18.29	
Wells Fargo Bk Med Trm Nt	1,002,550	8/4/2030	1677	0.7%	11.87	
<b>Corporate Bonds</b>	<b>7,548,275</b>					7,548,275
University of California, CA	1,271,830	5/15/2030	1596	0.9%	14.33	
<b>Municipal Bonds</b>	<b>1,271,830</b>					1,271,830
						<b>\$ 55,591,345</b>
						<b>4- 5 years</b>
<b>Total Investments</b>	<b>\$ 141,669,366</b>			<b>100%</b>	<b>1,106</b>	<b>\$ 141,669,366</b>

Average Maturity in Days 1106  
 Average Maturity in Years: 3

**TREASURER'S REPORT**

City of Upland - Successor Agency - Public Financing Authority

**CA Government Code Section 53607**

**For Period Ended  
December 31, 2025**

Investment Name	CUSIP ID	Issue Date	Cost	Par Value	Market Value	Maturity Date
<b>Sales &amp; Maturities</b>						
Fed Natl Mortgage Assoc #BL3660	3140HVB60	8/1/2019	3,190.37	3,190.37	3,381.64	8/1/2029
Fed Natl Mortgage Assoc #BS6624	3140LHLE8	10/1/2022	1,243.35	1,243.35	1,248.81	10/1/2029
Fed Natl Mortgage Assoc #BL4815	3140HWK50	11/1/2019	1,511.18	1,511.18	1,579.29	11/1/2029
Alabama CU CD	01025RAF6	6/20/2023	250,000.00	250,000.00	250,000.00	12/22/2025
Chartway FCU CD	16141BAD3	6/16/2023	248,000.00	248,000.00	248,000.00	12/16/2025
Federal Home Ln Bks DEB	3130AQ5D1	12/22/2021	1,500,000.00	1,500,000.00	1,500,000.00	12/22/2025
First Carolina Bank CD	31944MBJ3	6/23/2021	250,000.00	250,000.00	250,000.00	12/23/2025
<b>Sales &amp; Maturities Subtotal</b>			<b>\$ 2,253,944.90</b>	<b>\$ 2,253,944.90</b>	<b>\$ 2,254,209.74</b>	

**Purchases**

Fed Natl Mortgage Assoc #BZ5528	3140Q1EA4	11/1/2025	995,312.50	1,000,000.00	987,980.00	12/1/2030
Fed Natl Mortgage Assoc #BZ5619	3140Q1G53	11/1/2025	1,012,987.50	1,020,000.00	1,005,128.40	11/1/2030
UBS Bank CD	90355GD29	12/10/2025	249,000.00	249,000.00	247,550.82	12/10/2030
Sallie Mae CD	795451EE9	12/10/2025	245,000.00	245,000.00	245,191.10	12/10/2030
Fed Natl Mortgage Assoc #BZ5496	3140Q1DA5	12/1/2025	1,995,625.00	2,000,000.00	1,986,760.00	12/1/2030
<b>Purchases Subtotal</b>			<b>\$ 4,497,925.00</b>	<b>\$ 4,514,000.00</b>	<b>\$ 4,472,610.32</b>	

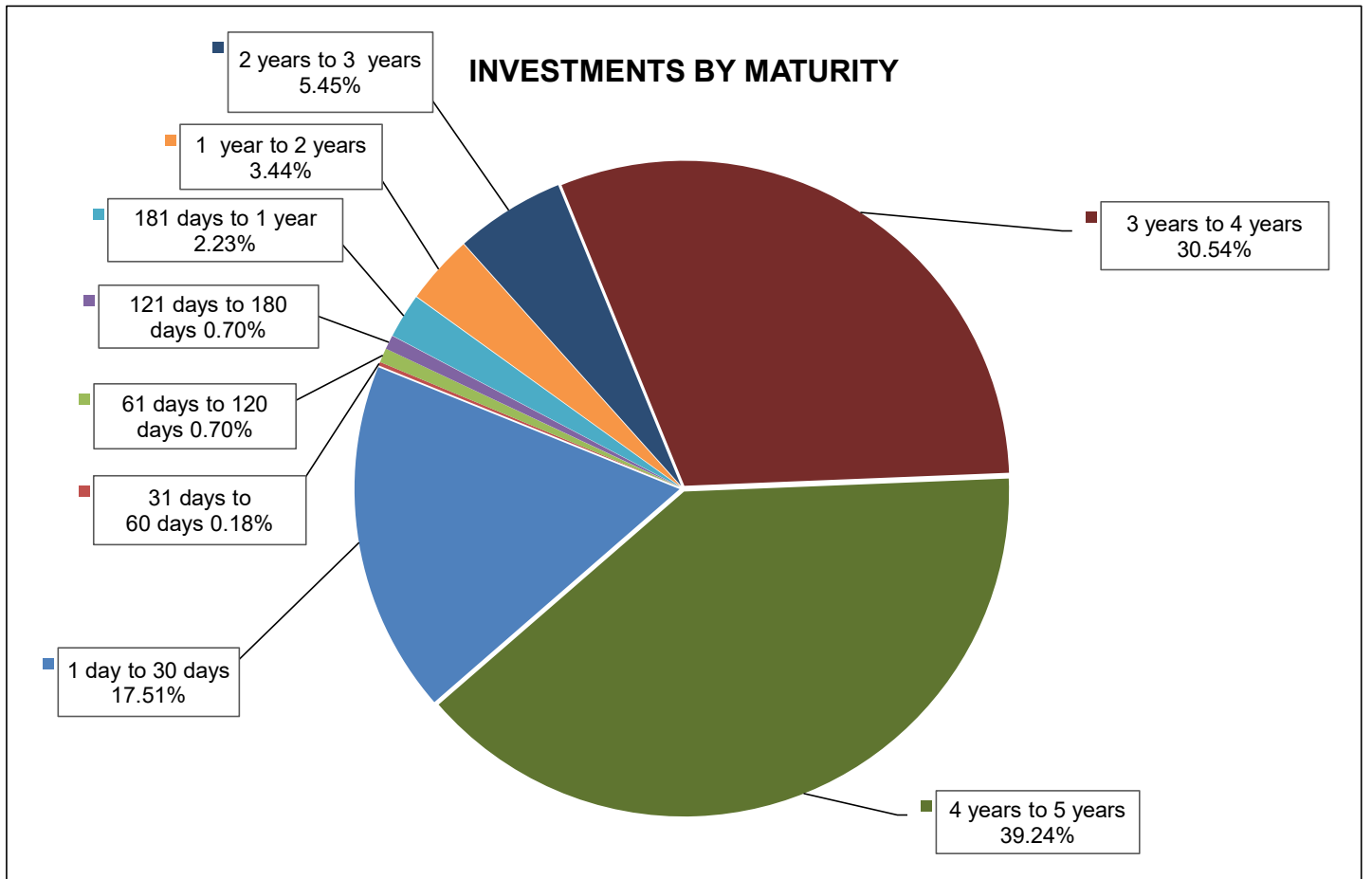
**TREASURER'S REPORT**

City of Upland - Successor Agency - Public Financing Authority

**Maturities in Thousands of Dollars**

**For Period Ended  
December 31, 2025**

Investment Portfolio	1 day to 30 days	31 days to 60 days	61 days to 120 days	121 days to 180 days	181 days to 1 year	1 year to 2 years	2 years to 3 years	3 years to 4 years	4 years to 5 years
State Local Agency Investment Fund	17,020	-	-	-	-	-	-	-	-
California Asset Management Plan	1,471	-	-	-	-	-	-	-	-
Bank Accounts and Change Funds	4,794	-	-	-	-	-	-	-	-
Negotiable Certificates of Deposit	850	250	998	998	2,914	3,262	4,037	2,411	1,231
Government Securities	-	-	-	-	-	1,614	3,688	33,865	45,540
Money Market Fund	667	-	-	-	-	-	-	-	-
Municipal Bonds	-	-	-	-	246	-	-	3,976	1,272
Corporate Bonds	-	-	-	-	-	-	-	512	7,548
US Treasury	-	-	-	-	-	-	-	2,505	-
<b>Total Cash and Investments</b>	<b>\$ 24,802</b>	<b>\$ 250</b>	<b>\$ 998</b>	<b>\$ 998</b>	<b>\$ 3,160</b>	<b>\$ 4,876</b>	<b>\$ 7,725</b>	<b>\$ 43,269</b>	<b>\$ 55,591</b>
<b>Percentage</b>	<b>17.51%</b>	<b>0.18%</b>	<b>0.70%</b>	<b>0.70%</b>	<b>2.23%</b>	<b>3.44%</b>	<b>5.45%</b>	<b>30.54%</b>	<b>39.24%</b>



**TREASURER'S REPORT**

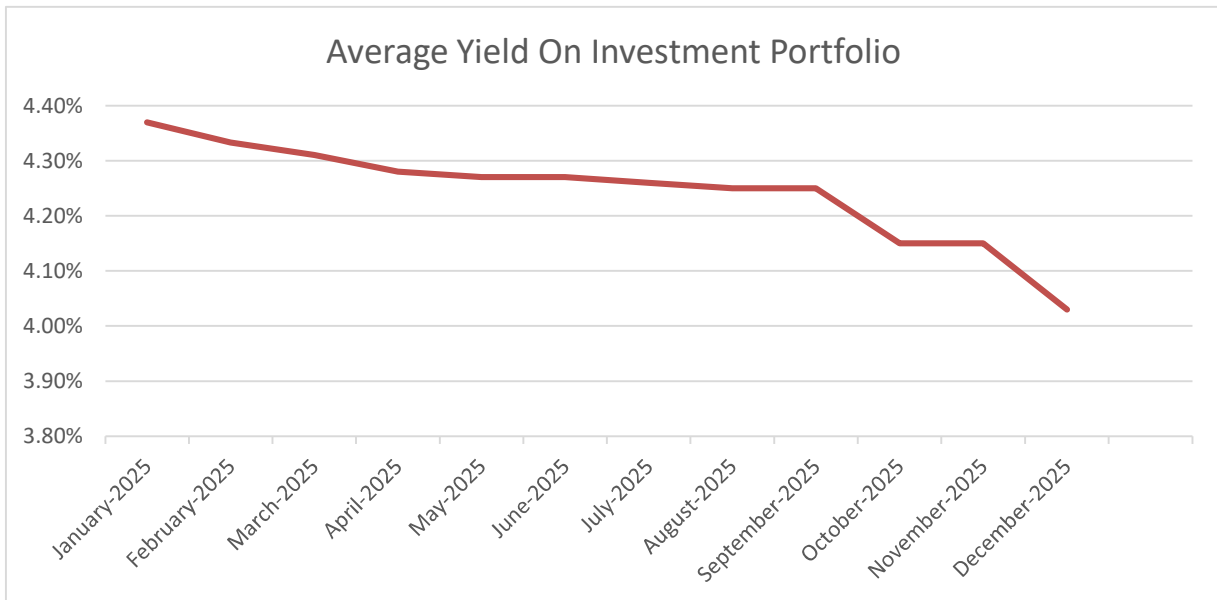
City of Upland - Successor Agency - Public Financing Authority  
**Bank Accounts and Change Funds**

**For Period Ended  
 December 31, 2025**

Account Name	Institution	Insured Deposits	Collateralized Deposits	Total Deposits
Petty Cash City of Upland	City of Upland	\$ -	\$ -	\$ 32,898
City of Upland Payroll Zero Balance Account	Chase	-	-	-
City of Upland Checking Account	Chase	250,000	4,225,606	4,475,606
City of Upland Utility & Credit Cards Account	Chase	173,850	-	173,850
City of Upland Successor Agency	Chase	111,869	-	111,869
<b>Totals</b>		<b>\$ 535,719</b>	<b>\$ 4,225,606</b>	<b>\$ 4,794,222</b>

**TREASURER'S REPORT**  
 City of Upland - Successor Agency - Public Financing Authority  
**State Local Agency Investment Fund**  
**For 12 Month Period Ended**  
**December 31, 2025**

Month	Yield
January-2025	4.37%
February-2025	4.33%
March-2025	4.31%
April-2025	4.28%
May-2025	4.27%
June-2025	4.27%
July-2025	4.26%
August-2025	4.25%
September-2025	4.25%
October-2025	4.15%
November-2025	4.15%
December-2025	4.03%



**TREASURER'S REPORT**

City of Upland - Successor Agency - Public Financing Authority

**Investment Summary  
December 31, 2025**

	Jan-2025	Feb-2025	Mar-2025	Apr-2025	May-2025	Jun-2025	Jul-2025	Aug-2025	Sep-2025	Oct-2025	Nov-2025	Dec-2025
<b>Investment Portfolio</b>												
State Local Agency Investment Fund (LAIF)	1,302,381	1,302,381	1,302,910	1,316,637	1,316,135	1,316,903	1,331,201	1,333,331	1,333,338	1,347,537	334,967	17,020,428
California Asset Management Plan (CAMP)	34,938,121	32,051,655	35,681,612	40,817,576	45,977,553	40,835,363	28,580,966	19,173,748	10,071,972	8,608,869	10,640,767	1,470,833
Negotiable Certificates of Deposit	19,860,577	19,626,946	18,953,344	17,718,099	17,194,346	16,777,042	17,519,686	18,950,018	16,985,578	16,977,765	17,202,108	16,951,402
Money Market Fund	1,638,182	2,612,689	2,778,602	1,402,801	937,196	2,569,850	887,381	610,504	335,964	904,953	2,516,528	667,217
Municipal Bonds	5,389,045	5,435,679	5,440,404	4,482,473	5,680,643	5,728,913	5,707,231	5,467,239	5,469,246	5,476,581	5,505,577	5,494,294
Government Agency Securities	69,520,942	69,451,576	68,378,801	72,608,309	73,807,904	78,316,444	79,433,963	81,533,780	85,304,126	83,590,615	82,447,961	84,706,504
Corporate Bonds	-	-	2,012,080	2,025,300	2,011,420	2,020,400	2,011,700	2,023,940	5,049,285	7,038,805	8,070,705	8,059,905
US Treasury	4,587,668	4,628,525	4,644,080	4,680,155	3,190,038	3,209,748	2,956,450	2,985,390	2,981,560	2,499,910	2,508,055	2,504,560
<b>Total Investments</b>	<b>\$ 137,236,914</b>	<b>\$ 135,109,452</b>	<b>\$ 139,191,834</b>	<b>\$ 145,051,351</b>	<b>\$ 150,115,234</b>	<b>\$ 150,774,662</b>	<b>\$ 138,428,579</b>	<b>\$ 132,077,951</b>	<b>\$ 127,531,069</b>	<b>\$ 126,445,035</b>	<b>\$ 129,226,668</b>	<b>\$ 136,875,144</b>
<b>Weighted Average Days to Maturity</b>	<b>586.30</b>	<b>848.13</b>	<b>597.60</b>	<b>632.10</b>	<b>626.31</b>	<b>684.65</b>	<b>848.13</b>	<b>985.22</b>	<b>1051.60</b>	<b>1151.17</b>	<b>1139.27</b>	<b>1105.98</b>
<b>Blended Yield:</b>	<b>3.07%</b>	<b>3.05%</b>	<b>3.15%</b>	<b>3.23%</b>	<b>3.37%</b>	<b>3.41%</b>	<b>3.57%</b>	<b>3.65%</b>	<b>3.69%</b>	<b>3.81%</b>	<b>3.92%</b>	<b>4.31%</b>
<b>Cash</b>												
Bank Accounts and Change of Funds	2,656,231	5,623,619	3,090,907	2,599,122	6,064,643	5,908,392	5,066,570	1,187,149	5,981,489	1,276,042	4,726,559	4,794,222
<b>Total Cash</b>	<b>\$ 2,656,231</b>	<b>\$ 5,623,619</b>	<b>\$ 3,090,907</b>	<b>\$ 2,599,122</b>	<b>\$ 6,064,643</b>	<b>\$ 5,908,392</b>	<b>\$ 5,066,570</b>	<b>\$ 1,187,149</b>	<b>\$ 5,981,489</b>	<b>\$ 1,276,042</b>	<b>\$ 4,726,559</b>	<b>\$ 4,794,222</b>
<b>Total Cash and Investments</b>	<b>\$ 139,893,145</b>	<b>\$ 140,733,071</b>	<b>\$ 142,282,741</b>	<b>\$ 147,650,473</b>	<b>\$ 156,179,877</b>	<b>\$ 156,683,054</b>	<b>\$ 143,495,149</b>	<b>\$ 133,265,100</b>	<b>\$ 133,512,558</b>	<b>\$ 127,721,076</b>	<b>\$ 133,953,227</b>	<b>\$ 141,669,366</b>
<b>PARS Investment Portfolio</b>												
115 Trust-OPEB Investment	2,383,062	2,403,858	2,598,295	2,615,569	2,674,733	2,747,152	2,758,488	2,816,041	2,866,585	2,903,937	2,921,092	2,933,650
115 Trust-Pension Investment	8,387,542	8,481,040	10,216,704	10,288,163	10,469,272	10,726,609	10,761,740	11,627,654	11,810,158	11,951,491	12,023,161	12,061,266
<b>Total Restricted Funds Held in Trust</b>	<b>\$ 10,770,605</b>	<b>\$ 10,884,899</b>	<b>\$ 12,814,999</b>	<b>\$ 12,903,732</b>	<b>\$ 13,144,005</b>	<b>\$ 13,473,760</b>	<b>\$ 13,520,228</b>	<b>\$ 14,443,695</b>	<b>\$ 14,676,743</b>	<b>\$ 14,855,428</b>	<b>\$ 14,944,252</b>	<b>\$ 14,994,916</b>
<b>Benchmarks:</b>												
<b>LAIF</b>	4.37%	4.33%	4.31%	4.28%	4.27%	4.27%	4.26%	4.25%	4.21%	4.15%	4.10%	4.03%
<b>CAMP</b>	4.55%	4.50%	4.47%	4.45%	4.42%	4.43%	4.41%	4.41%	4.27%	4.26%	4.11%	3.90%
<b>2yr U.S. Treasury</b>	4.22%	3.99%	3.89%	3.60%	3.89%	3.72%	3.94%	3.59%	3.60%	3.60%	3.47%	3.47%
<b>5yr U.S. Treasury</b>	4.36%	4.03%	3.96%	3.72%	3.96%	3.79%	3.96%	3.68%	3.74%	3.74%	3.59%	3.73%
<b>Restricted Funds with Fiscal Agent</b>												
Wtr Sys Lease Rev Ref Bonds 2011												
Wtr Revenue Bonds 2022	15,502,147	15,502,213	15,628,608	15,502,417	15,502,481	15,502,547	15,502,611	15,502,677	16,528,998	15,503,027	15,503,094	15,503,159
Wtr Sys Lease Rev Ref Bonds 2021	-	-	44,573	5	5	5	5	5	666,573	196	196	197
Successor Agency TAN 2013 / TAN 2016- Me	2	163,469	-	-	-	-	-	2,693,469	2	3	3	3
Colonies CFD Area #1 2022	294,866	462,072	287,726	287,726	287,726	287,726	287,726	1,528,476	274,130	274,130	274,130	274,130
Colonies CFD Area #2 2015	1,328,164	1,540,571	1,328,139	1,328,144	1,328,150	1,328,155	1,328,161	2,440,570	1,328,416	1,328,422	1,328,429	1,328,435
Upland 54 CFD 2004	128,003	150,953	124,917	124,917	124,917	124,917	124,917	222,585	126,545	126,558	126,573	126,586
Sycamore Hills CFD 2015-1	744,259	905,735	728,559	728,560	728,560	728,560	728,561	1,109,151	736,955	737,021	737,091	737,157
Harvest at Upland CFD 2016-1 Area #1	582,705	740,309	572,835	574,718	576,507	578,353	580,139	914,859	572,469	574,224	575,956	577,579
Harvest at Upland CFD 2016-1 Area #2	2,156,924	2,306,852	2,164,312	2,164,319	2,164,326	2,164,333	2,164,340	2,584,269	2,171,730	2,171,737	2,171,744	2,171,751
	4,133,924	4,228,570	4,78,427	488,285	489,740	491,248	492,711	667,788	495,718	497,171	498,601	499,901
Sycamore Hills CFD 2015-1-2	771,564	952,712	757,752	757,753	757,754	757,756	757,757	1,127,958	762,981	762,982	762,983	762,984
<b>Total Restricted Funds</b>	<b>\$ 25,642,558</b>	<b>\$ 26,953,456</b>	<b>\$ 22,115,848</b>	<b>\$ 21,956,843</b>	<b>\$ 21,960,166</b>	<b>\$ 21,963,600</b>	<b>\$ 21,966,928</b>	<b>\$ 28,791,807</b>	<b>\$ 23,664,517</b>	<b>\$ 21,975,471</b>	<b>\$ 21,978,800</b>	<b>\$ 21,981,882</b>